



Thank you for buying a Foxy Family busy board!

We made every effort to make the board trustworthy and safe. We hope it will bring you a lot of joy. Please read the user's manual and basic safety rules carefully and keep for future reference.

- * The board is suitable for children over 3 years for use ONLY under the supervision of an adult person.
- * The product contains small parts that may be choking hazard. In case anything is swallowed, seek medical help immediately.
- * Before the first-time use check if all components are installed firmly and are not broken. In case of any doubts, contact us at kontakt@foxyfamily.pl
- * We recommend that the boards' technical conditional be monitored regularly.
- * To clean the board we recommend only a moist cloth using water only.
- * All packing materials are not part of this toy and should be discarded for your child's safety before the first usage of the board.
- * Mirror element of the board is made of high quality, safe plexiglass. Remove the protective film before the first-time use.
- * 2 batteries AA LR6 1,5V are installed in LED panel. Do not charge non-rechargeable batteries. In order to change the batteries, unscrew the LED panel from the board, you might need to pry the panel slightly. The batteries should be only changed by an adult. The chargeable batteries can also be used, these however need to be removed from the panel in order to be charged. The charging of the batteries should only be done by an adult. Do not mix different types of batteries, standard or rechargeable, or new and used batteries. Insert batteries with the correct polarity. Remove exhausted batteries from the toy. Be careful to attach the LED panel back to the board properly after replacing the batteries. In case of swallowing batteries, seek medical help immediately.

- * Board is covered by 12 months warranty from the date of purchase, as per the sales document. Warrant complaints and return policy are further described in shop regulations available at www.foxyfamily.pl. Warranty does not cover failures that result from misuse or abuse.
- * Typically wood has a coarse texture, diversified structure and discolourations or knots. They are not product defects.
- * As particular elements of the board may slightly vary per batch, the final product might not be identical with the catalogue pictures.
- * Consumer has the right to withdraw from the sales agreement and return purchased item within 14 days from receipt of delivery. Returned product cannot show signs of usage. The Consumer bears the cost of returning the product. Return claim available at www.foxyfamily.pl needs to be filled and sent together with the returned item. Personalized boards and tailor made orders are not subject to the return policy.
- * The board is made from safe, eco hardwood plywood with Forest Stewardship Council (FSC) certification that guarantee our products are made from materials provided by sustainably managed forests. Boards are painted with eco - and child-friendly varnish that complies with UE regulations on Toys Safety (PN-EN 71-3). We use water-based paints recommended by Polish Allergology Society .



The product is labeled with the crossed-out dustbin in accordance with the European Union's directive (2012/19/EU). The symbol indicates that the product after the end of its useful life should not be discarded as unsorted waste but must be sent to separate collection facilities for recovery and recycling. The collection points can be found on local authorities websites.

INSTRUCTION FOR CORRECT WALL MOUNTING

Board can be only installed by an adult, in accordance with the instructions below.
It is designed to be mounted to the wall.
Leaning it against the wall or furniture is not recommended.

1 Each board has **2** latches on the back side


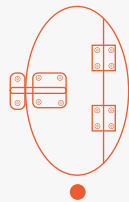


2 and a hole for additional fixing the board to the wall.
Depending on the model, the hole is located:

in the sorter:
Safari, Dinoland, Spaceland,
Orientland, Teddy from
Woodland collections, Lama

under the door:
all fox models

under the zipper:
Koalaland collections



The 3rd wall mounting point (hole) is a **NECESSARY** element
of attaching the board and ensuring safe play.
Do not limit the assembly of the board to only 2 fixings.

3 To mount the board use wall plugs with a hook



and with round head screw, which is used to attach the board to the wall.
Screws are not part of the package and need to be separately selected
according to the wall specification.



4 After drilling the holes and inserting the pins, mount
the hooks and hang the board on them.



5 Next, mark the location of the hole
on the wall to the **3rd** mounting point,



6 put the board aside, drill the hole, and insert the pin.



7 After re-hanging the board on the hooks, the last
stage of safe assembly of the board is fixing
the board to the wall with a screw.



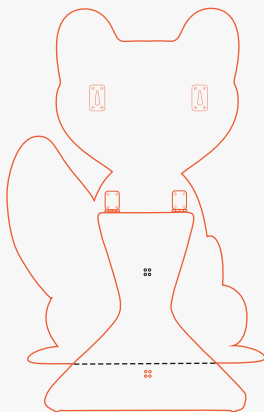
After assembly, check whether the board has
been fixed stably and safely.

INSTRUCTION FOR CORRECT STAND ASSEMBLY

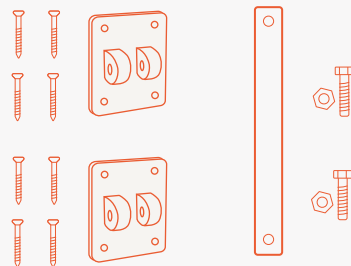
Stand can be only installed by an adult, in accordance with the instructions below.

1 ELEMENTS OF THE STAND BOARD

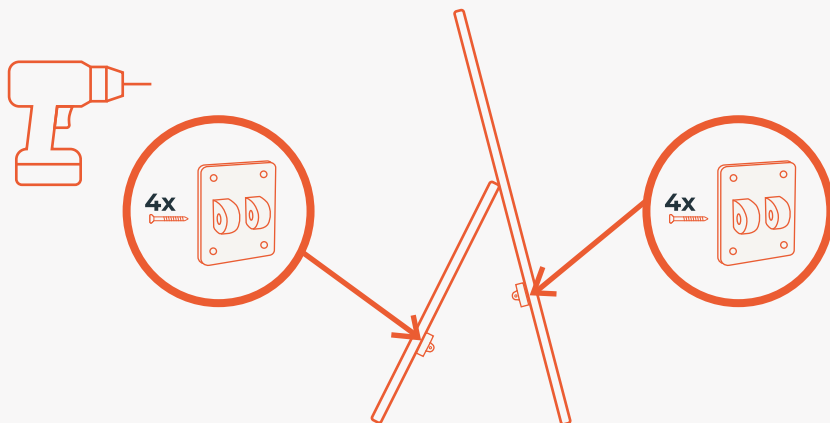
A Busy board with hinged stand (already assembled)



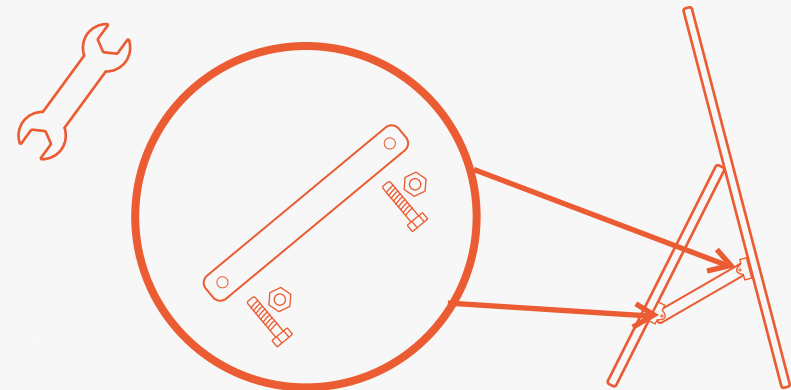
B SUPPORT ELEMENTS: holders x 2, screws x 8, support, bolts x 2 (to be assembled)



2 After unpacking the board, support elements need to be screwed in from the inside: one piece to the board and one to the stand, exactly in the marked place



3 Finally, mount the back support and make sure it is properly screwed with a bolt included in the package.



Safe and stable setting up of the stand guarantee proper assembly of the bottom support. The supplied screws must be properly tightened to avoid risk of jamming the fingers during the usage. Standing boards are equipped with anti-slip pads. Check if they operate effectively on a given surface.

Each standing board can also be hung on the wall - it has all attached points prepared. You only need to disassemble the stand and follow the wall mounting instruction.